

Scan Document and Send via Email orders@talarmade.com or Fax +44 (0)1246 268648

PATIENT INFORMATION

Name: _____

Prescribing Clinician: _____

Left leg Right leg Both legs

TRIAL-KIT USED

FS3000

Paediatric

Small

Medium / Large

XTERN

Paediatric

Small

Medium

Large

ORTHOTIST/PRACTITIONER INFORMATION

(Person that took the measurements)

Clinic / Customer Name _____

Name: _____

Phone number: _____


Email address: _____

Purchase order number: _____

MEASUREMENTS

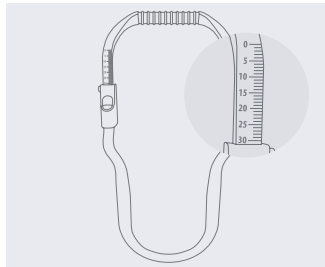
① Shoe size: _____

Man: Woman:



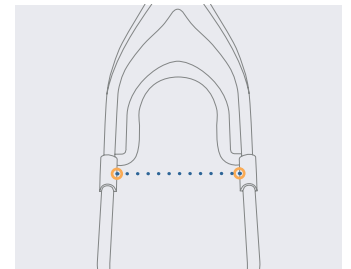
② Front length: _____

⚠ CAUTION: Always same numbers on both sides.



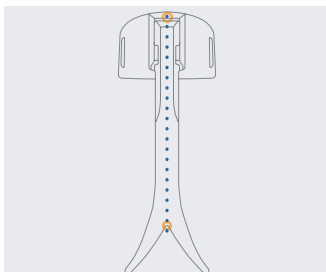
③ Total width: _____

- Make it same width than trial-kit
- _____ mm narrower
- _____ mm wider



④ Calf height: _____

Slide the calf band at the desired position on patient calf. On the back of the orthosis, measure the distance between the "Y" intersection and the top of the plastic calf band.



ACCESSORIES AND OPTIONS

Extra charge for all items, (See price list).

- Extension Stopper Kit _____
- Extra Lace Clips (QTY) _____
- Extra Cable Ties (100) (QTY) _____
- Extra Calf Strap / Padding Kit _____
- Ankle Stabilisation Strap _____